



Eco-Grip Flooring- Retrofit/Operating Restaurant

JOB SITE NAME: _____ **City/State:** _____

All items must be initialed as approved and signed by General Contractor/Owner/Project Manager before start of installation.

1. ____ The installation company is to be provided with a scaled project plan whenever possible.
2. ____ All coolers and freezers must be completely shut down, emptied and dry with doors open 24 hours prior to start of installation or repair. Customer to provide local technician to reset doors and seals after Eco-Grip® installation, if necessary.
3. ____ To comply with health regulations, the installation crew cannot be responsible for handling any food items. In addition, refrigerated truck rental to store cooler/freezer contents must be scheduled as far in advance as possible to prevent installation delays. (Owner's responsibility)
4. ____ All existing subfloors must be sound, well-supported and free of decay prior to installation of new floor. Eco-Grip® flooring is designed to follow the contour of the existing subfloor. Any changes or improvements to enhance proper drainage that were not discussed in advance must be estimated prior to job start.
5. ____ Customer will be responsible for arranging all plumbing, electrical, gas, and equipment removal/re-installation services. The installation company will work with store GM coordinating all contracting activities.
6. ____ All soda fountain/CO2 system disconnect/reconnect activities must be scheduled as far in advance as possible to prevent installation delays. (Owner's responsibility)
7. ____ Owner/Contractor must provide as much time as possible to perform work from PM close /clean-up until AM re- open time to prevent delays or lost labor hours. (8 hr. minimum).
8. ____ Any damaged wall areas need to be corrected prior to start of installation. (Owner/Contractor responsibility)
9. ____ Please have your staff keep the floor as dry as possible during the course of the Eco-Grip® floor installation. Mopping and wet cleaning should be kept to a minimum. Your staff should sweep and clean up food debris each night.
10. ____ Store staff is responsible for moving small goods- dry storage, paper products, pots/pans, dishes, etc., out of installation areas.
11. ____ All concrete work must be minimum 2,500 psi Portland-based concrete (no sand-based concrete). Concrete should register no more than 85% relative humidity on the Wagner RH scale.
12. ____ If the installation crew is responsible for moving any equipment, Owner/Contractor is responsible for ensuring all equipment is in good, stable condition and that all casters are free-moving and easily operable. Bad casters must be replaced in advance.

All items must be initialed as approved and signed by General Contractor/Owner/Project Manager before start of installation.

Approved by Owner/Contractor/GM: _____

Contractor/Owner Name: _____
Street/PO Address: _____
City/State/Zip: _____
Business Phone: _____ Cell: _____ Fax: _____

LIMITED WARRANTY



Allied Industries, Inc. warrants Eco-Grip™ Safety Flooring against manufacturing defects for a period of five (5) years from date of purchase providing the flooring is used in normal recommended flooring applications and under normal climatic conditions.

This warranty does not cover flooding, fire, equipment related damage, plumbing leaks or failure, abuse, or intentional damage. The presence of any of the above listed conditions will render this warranty null and void. This warranty is valid for the above listed warranty period as long as the original purchaser owns the floor. Warranty is non-transferable.

It does not cover the presence of shading, dents, deformation, or visible scratches. It does not cover harm or damage resulting from excessive wear, wear patterns, anything classified as an act of God or non-recommended use. The purchaser or installing contractor must inspect all flooring prior to installation to ensure no shade variations or manufacturing defects are present. It does not cover damages caused by incorrect installation technique which are not in accordance with Allied Industries installation guidelines. All Allied Industries Eco-Grip™ accessories, including epoxy, weld, sealant, base cap, and termination strips must be used in concert with Eco-Grip™ Flooring for all installations. The use of other adhesives and accessories renders this warranty null and void.

Remedies: Allied Industries International, Inc. offers the following remedy for manufacturing defects that become evident during the warranty period; Allied Industries International, Inc., at its sole expense, will provide repairs to the flooring or provide new flooring. This warranty does not cover labor or installation / reinstallation costs.

The remedies stated herein are the sole and exclusive remedies for alleged failure of the Eco-Grip™ Flooring. There are no warranties covering surface wear, or merchantability, or of the fitness for a particular purpose, either expressed or implied, which extend beyond the face hereof. Allied Industries International, Inc. disclaims liability for consequential, incidental, or other damages of any kind, including but not limited to lost profits and/or damages to the building, structure and/or contents.



Allied Industries International, Inc.
1088 Old Gaffney Highway
Jonesville, SC 29353
phone: 864.674.0018
fax: 864.674.0019



DOUBLE



your Warranty!!



You wisely chose Eco-Grip Flooring to solve the many challenges faced with traditional floor coverings. We are sure you will have many years of satisfaction and trouble-free performance from our unique product. But, it gets even better.

When you use our special formula **Eco-Grip Commercial Kitchen Floor Cleaner** and provided cleaning system you double your manufacturer's warranty to **10 YEARS**.

DOUBLE
your warranty!!

reformulated
specifically for PVC
flooring

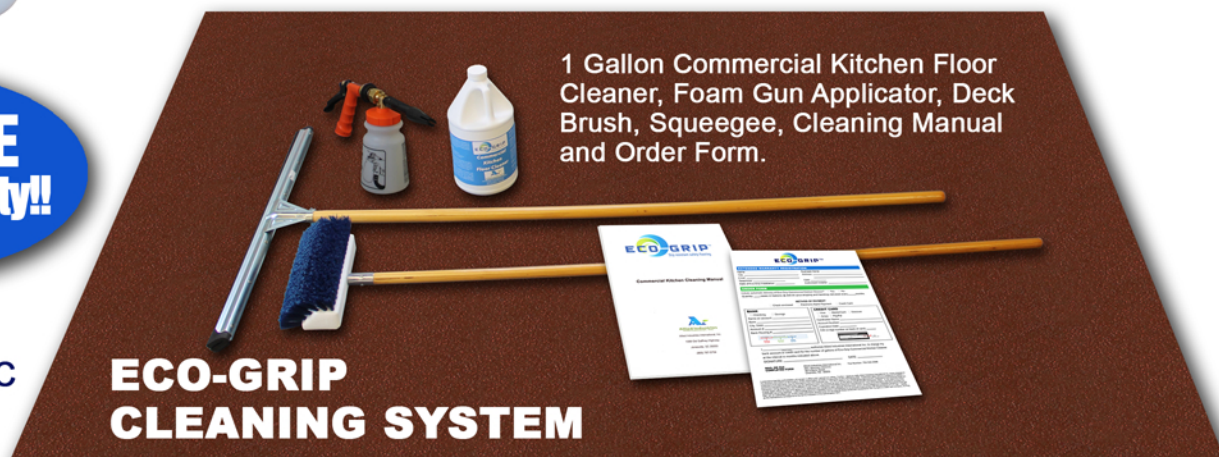
quicker clean-up

keeps floor looking
like new

maintains the
anti-bacterial
properties

competitive cost

easy ordering



1 Gallon Commercial Kitchen Floor Cleaner, Foam Gun Applicator, Deck Brush, Squeegee, Cleaning Manual and Order Form.

ECO-GRIP CLEANING SYSTEM

Eco-Grip Flooring comes with a five year limited manufacturer's warranty and will serve your needs for years to come. To keep your floor looking and performing like new use only Eco-Grip Commercial Kitchen Floor Cleaner. Your crew will spend less time cleaning which saves you money. Avoid grease, animal fat, or dirt build-up that can occur with inferior cleaning products. And remember, **by using our proprietary cleaning system the manufacturer's warranty on your floor will be doubled to ten years.** Use the cleaning kit that came with your floor and order cleaner from your flooring specialist or directly from Eco-Grip. Double warranty offer applies to all Eco-Grip flooring installed on or after January 1, 2012. Phase lifts are not included.



3013 Bank Street
Charlotte, NC 28203
Ph: 704-522-0597
www.Eco-GripFloor.com

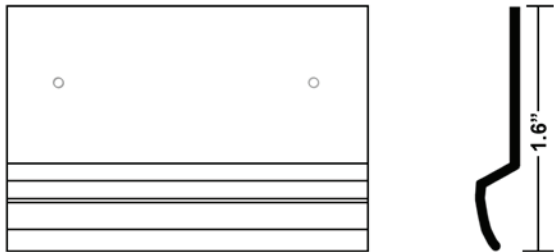


Standard Detail:



High impact poly vinyl base cap color matched to Eco-Grip Floor.

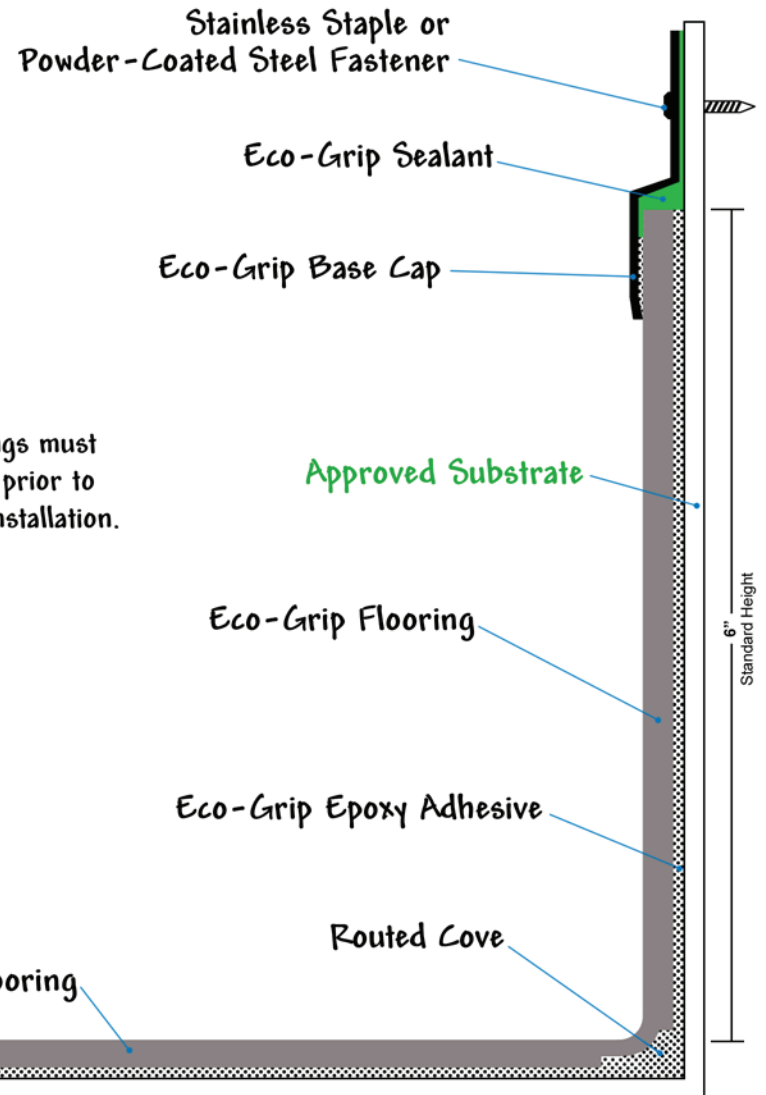
Premium Upgrade Detail:



(Pre-drilled Holes Every 6")

Aluminum or Stainless Steel base cap.

All materials provided by third party are shown in **green type**.



Note:

Wall coverings must be installed prior to Eco-Grip installation.

**BASE CAP DETAIL A
ROUTED COVE DETAIL**

Allied Industries International, Inc.


DATE	REVISION	BY	DATE: 5-30-14
5-30-14	ALL NEW	MC	DRAWN BY: MC
12-17-16	REVISION 1	MC	SCALE: NONE
			FS-001A

Standard Detail:



High impact poly vinyl base cap color matched to Eco-Grip Floor.

Premium Upgrade Detail:

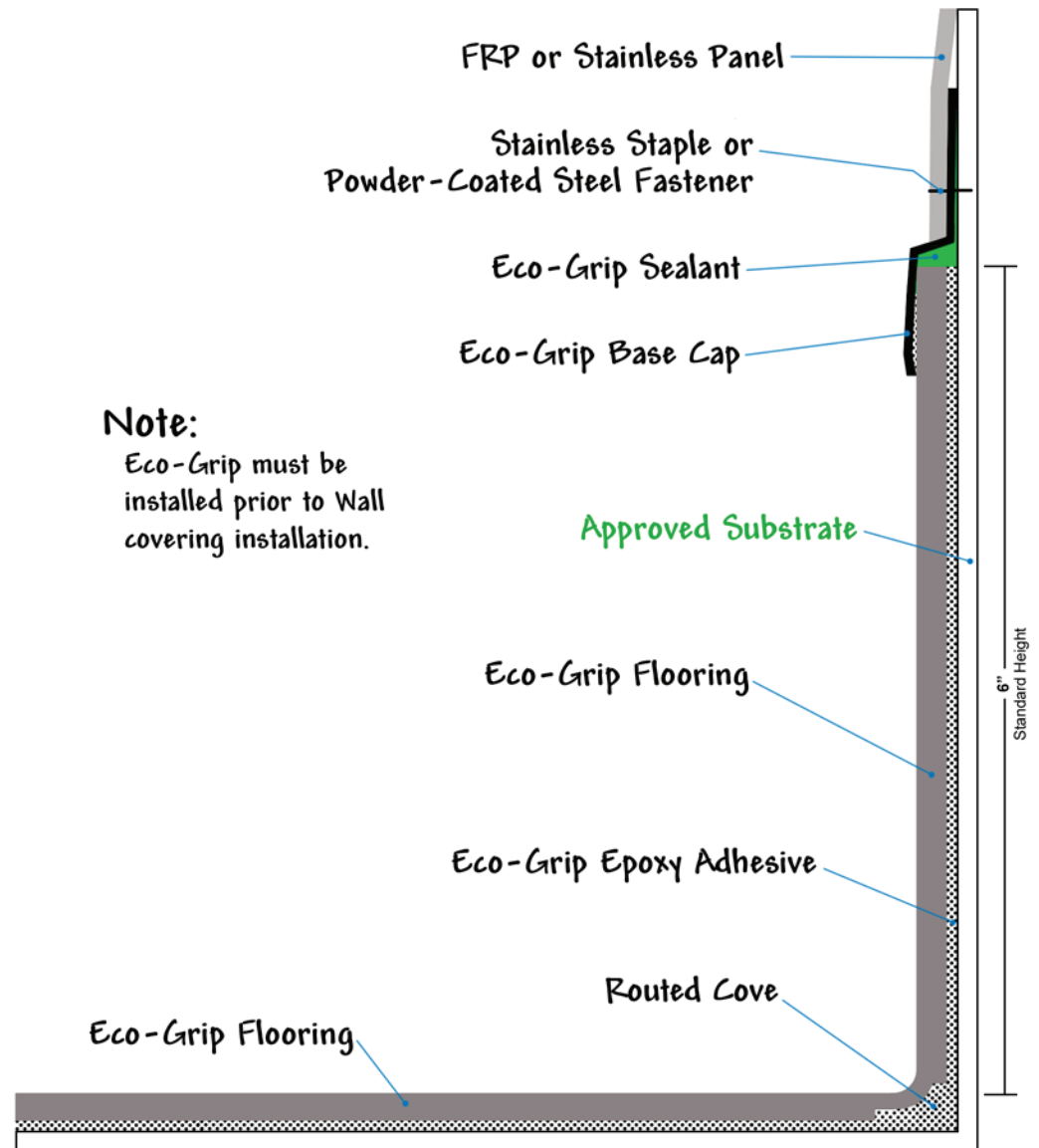


(Pre-drilled Holes Every 6")

Aluminum or Stainless Steel base cap.

Note:

Eco-Grip must be installed prior to Wall covering installation.

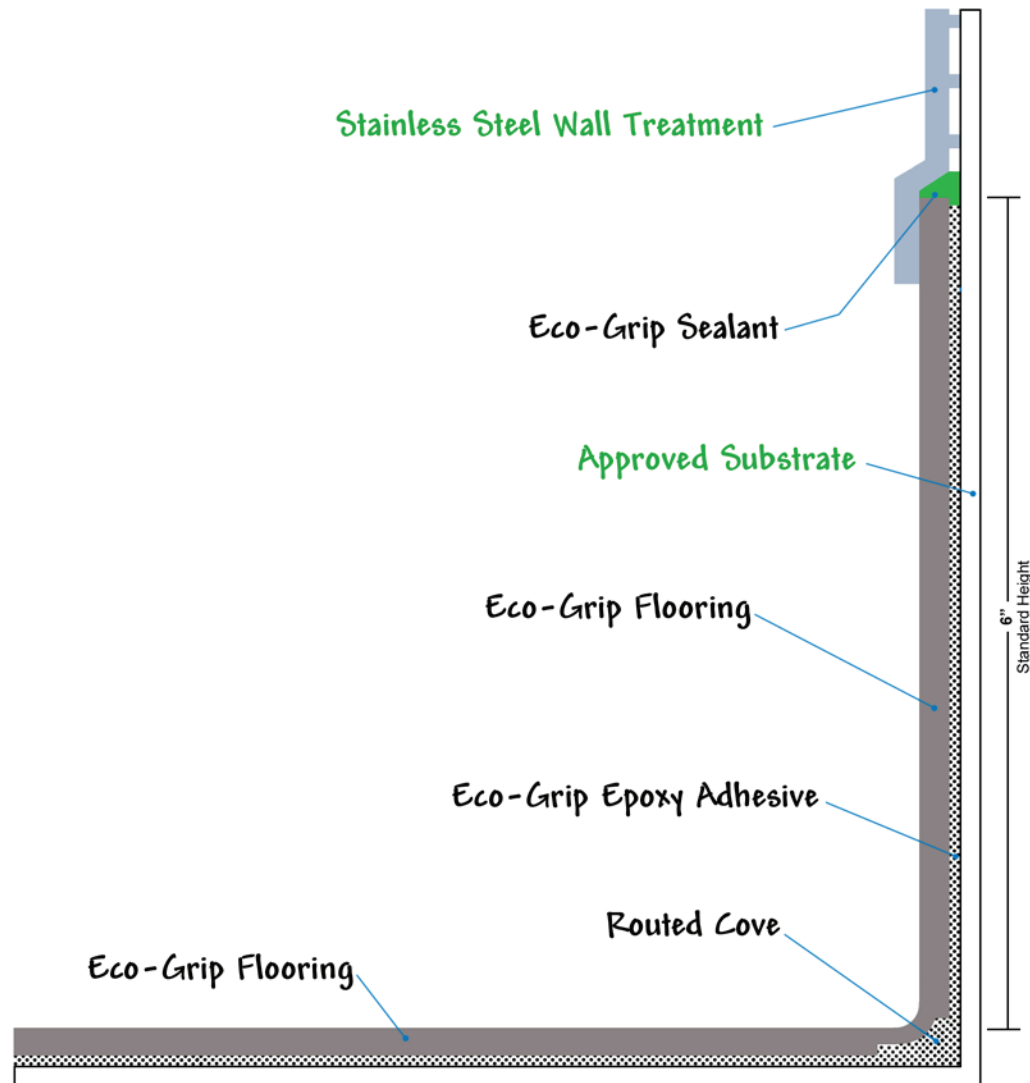


All materials provided by third party are shown in **green type**.

**BASE CAP DETAIL B
ROUTED COVE DETAIL**

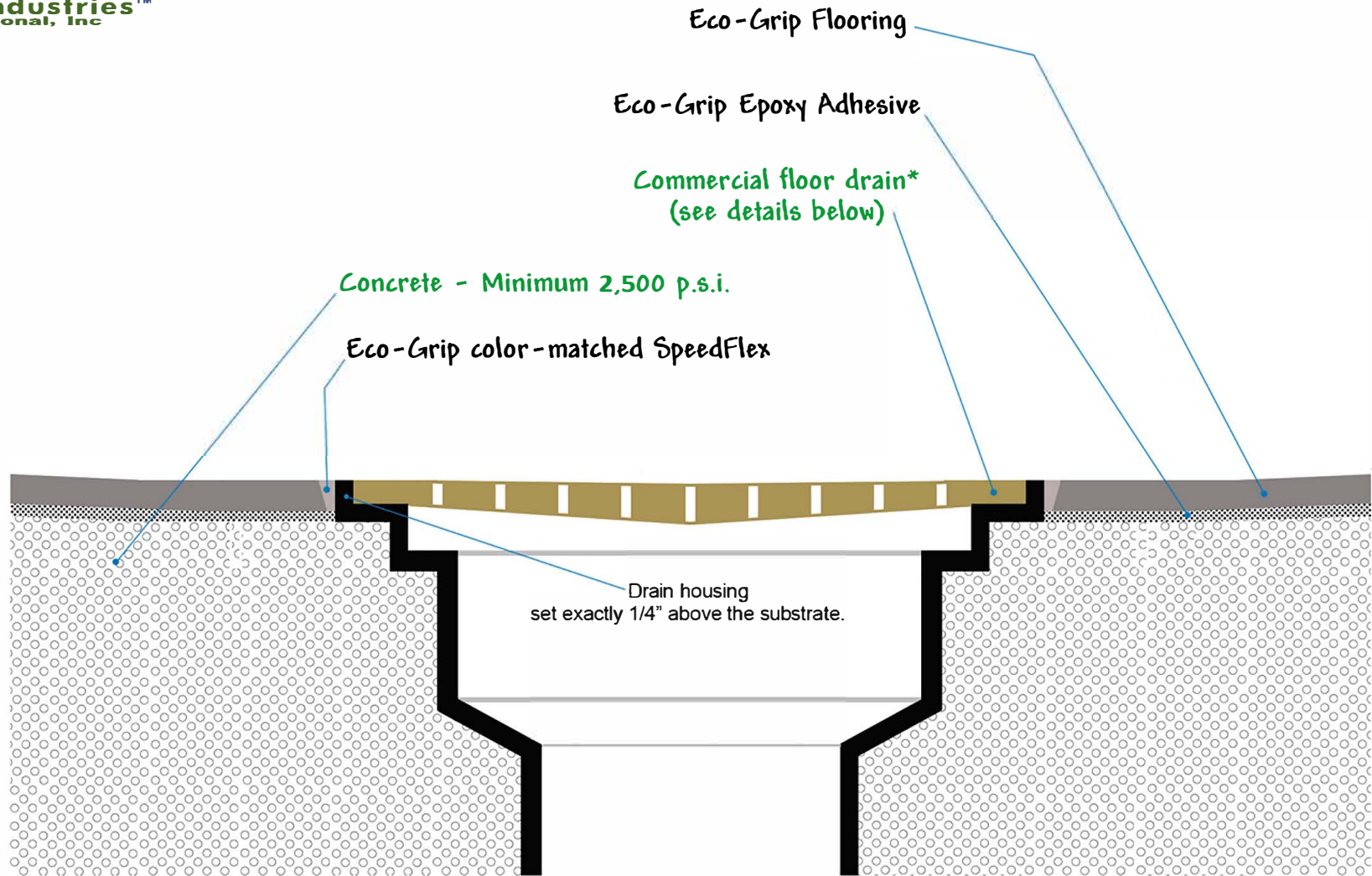
Allied Industries International, Inc.

DATE	REVISION	BY	DATE: 5-30-14
5-30-14	ALL NEW	MC	DRAWN BY: MC
12-17-16	REVISION 1	MC	SCALE: NONE
			FS-001B



All materials provided by third party are shown in **green type**.

STAINLESS STEEL TERMINATION BASE DETAIL			
Allied Industries International, Inc.			
DATE	REVISION	BY	DATE: 5-30-14
5-30-14	ALL NEW	MC	DRAWN BY: MC
12-17-16	REVISION 1	MC	SCALE: NONE
			FS-003



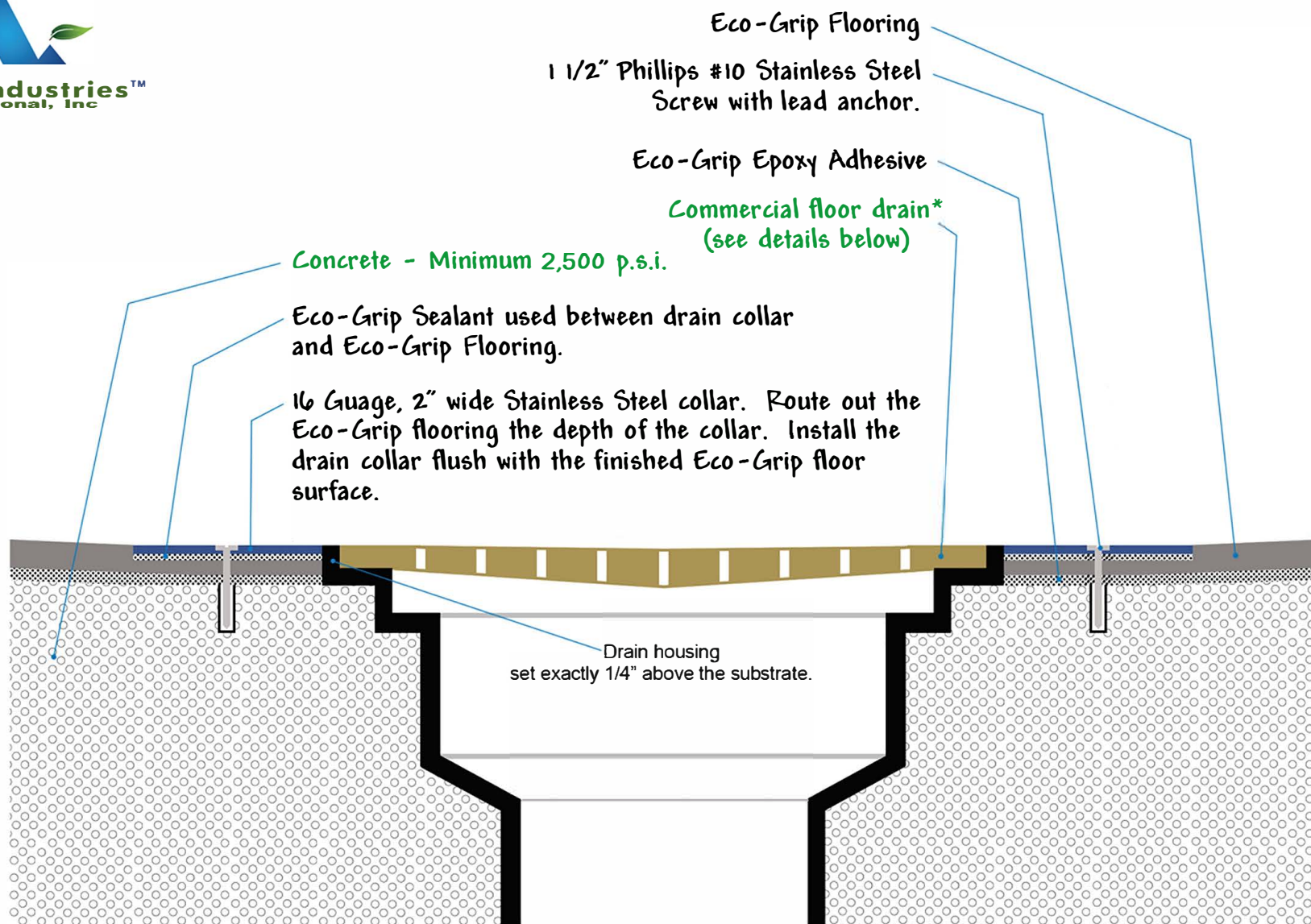
*Commercial floor drain with a strainer lid which is not mechanically fastened to the drain housing or with a strainer lid that is greater than 1/8" thick.

All materials provided by third party are shown in green type.

**SPEEDFLEX COLLAR STANDARD
FLOOR DRAIN DETAIL**

Allied Industries International, Inc.

DATE	REVISION	BY	DATE: 5-30-14
5-30-14	ALL NEW	MC	DRAWN BY: MC
9-20-14	REVISION 1	MC	SCALE: NONE
12-17-16	REVISION 2	MC	
			FS-004A



*Commercial floor drain with a strainer lid which is not mechanically fastened to the drain housing or with a strainer lid that is greater than 1/8" thick.

All materials provided by third party are shown in green type.

**STAINLESS COLLAR
FLOOR DRAIN DETAIL**
Allied Industries International, Inc.

DATE	REVISION	BY	DATE: 5-30-14
5-30-14	ALL NEW	MC	DRAWN BY: MC
9-20-14	REVISION 1	MC	SCALE: NONE
12-17-16	REVISION 2	MC	
			FS-004B



Two Eco-Grip Flooring sheets
butt together



Two Eco-Grip Flooring sheets with
routed V-Groove 6mm wide at top

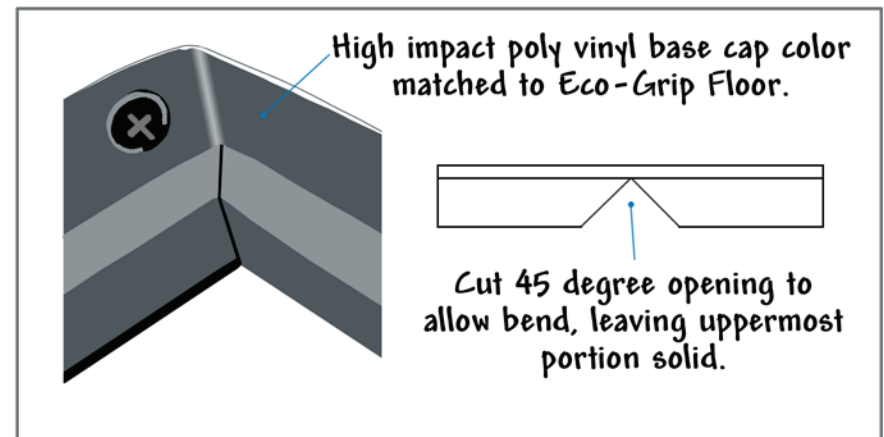
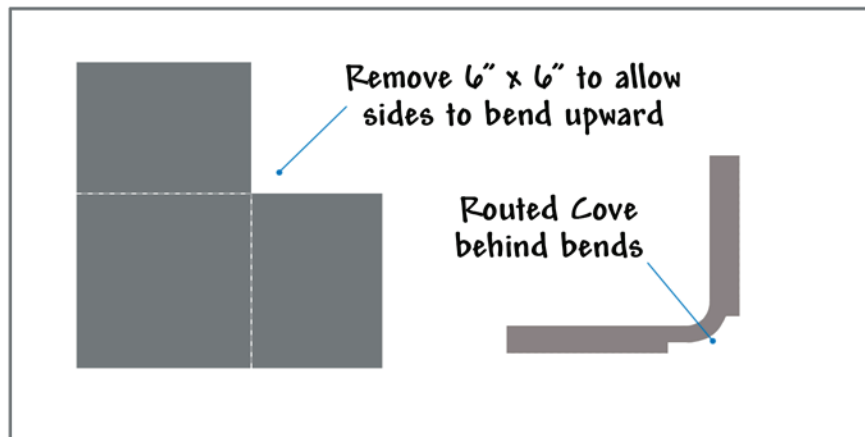
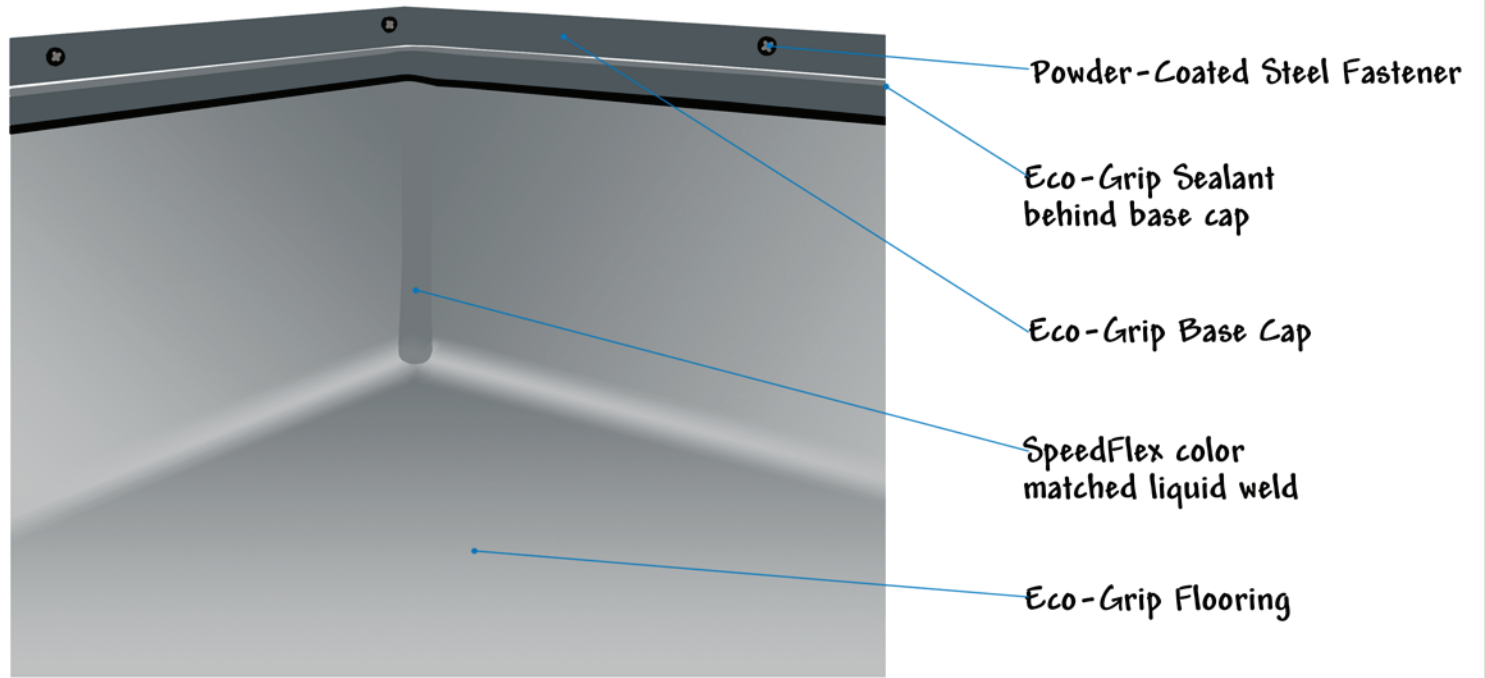


SpeedFlex color matched liquid weld



Eco-Grip Sheet with completed
welded seam

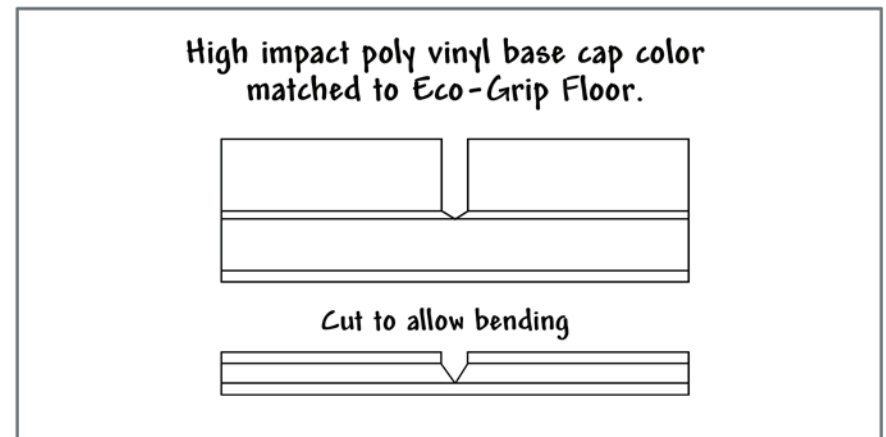
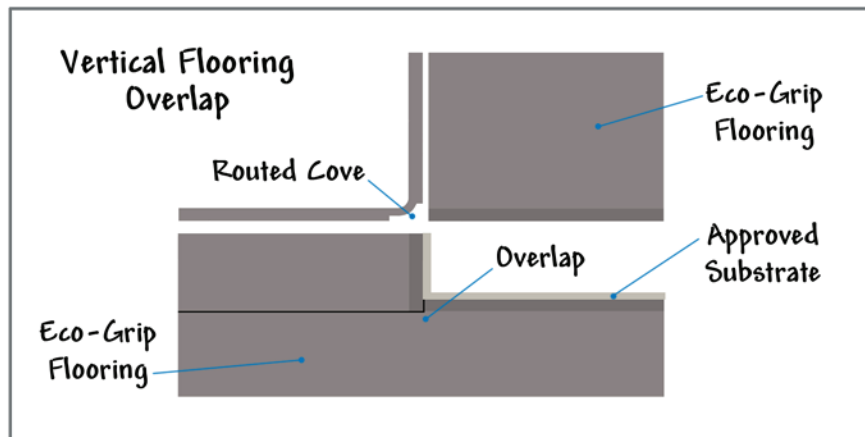
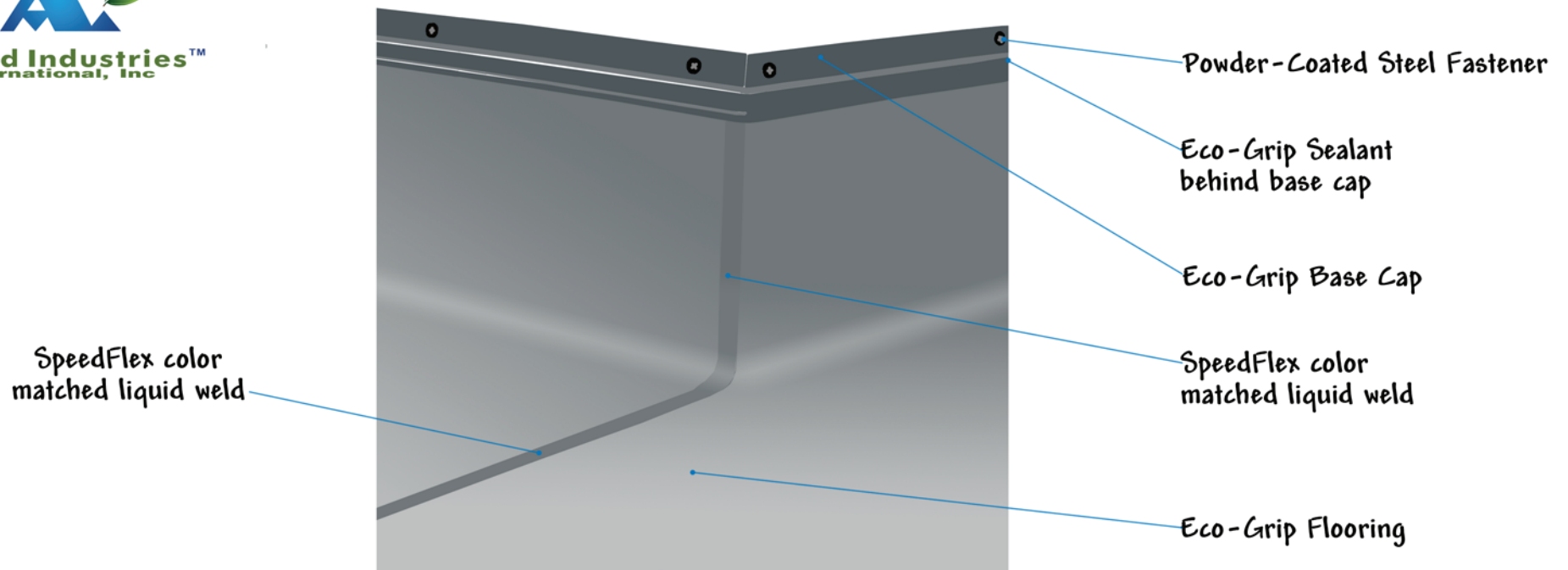
SPEEDFLEX LIQUID WELD			
SEAM DETAIL			
Allied Industries International, Inc.			
DATE	REVISION	BY	DATE: 8-16-16
8-16-16	ALL NEW	MC	DRAWN BY: MC
12-17-16	REVISION 1	MC	SCALE: NONE
			FS-006



INSIDE CORNER DETAIL

Allied Industries International, Inc.

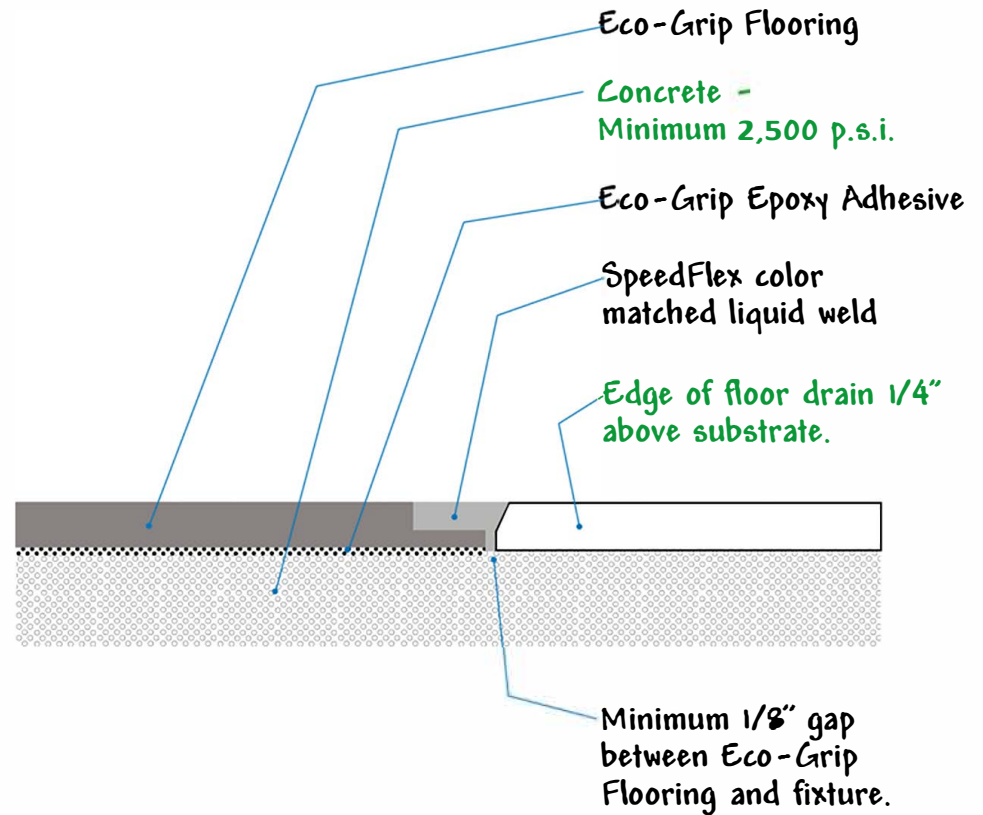
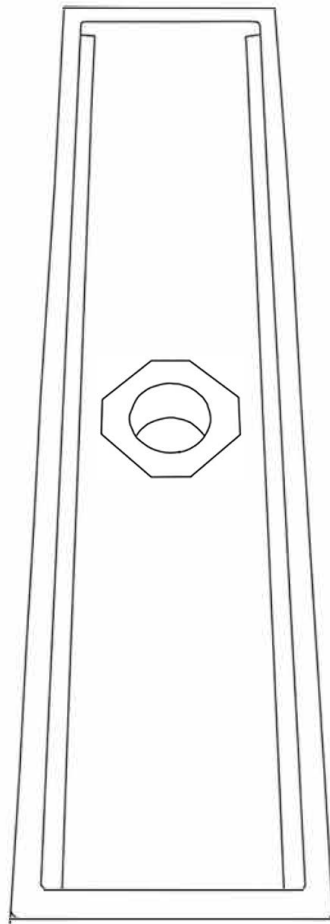
DATE	REVISION	BY	DATE: 5-30-14
5-30-14	ALL NEW	MC	DRAWN BY: MC
12-17-16	REVISION 1	MC	SCALE: NONE
			FS-007



OUTSIDE CORNER DETAIL

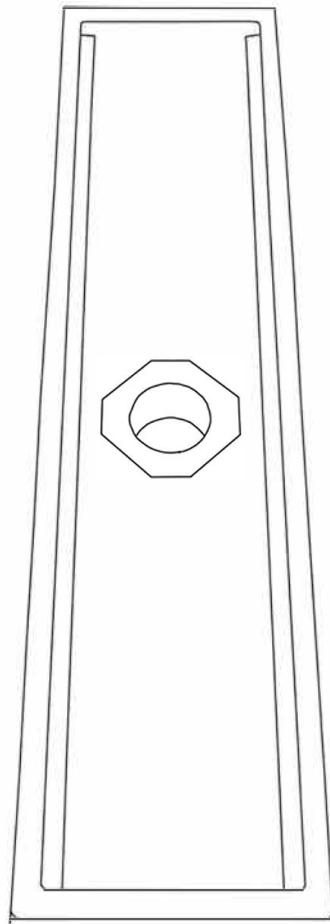
Allied Industries International, Inc.

DATE	REVISION	BY	DATE: 5-30-14
5-30-14	ALL NEW	MC	DRAWN BY: MC
12-17-16	REVISION 1	MC	SCALE: NONE
			FS-008



All materials provided by third party are shown in **green type**.

SPEEDFLEX FLANGE TRENCH			
DRAIN DETAIL			
Allied Industries International, Inc.			
DATE	REVISION	BY	DATE: 5-30-14
5-30-14	ALL NEW	MC	DRAWN BY: MC
12/17/16	REVISION 1	MC	SCALE: NONE
			FS-009



Eco-Grip Epoxy
Adhesive

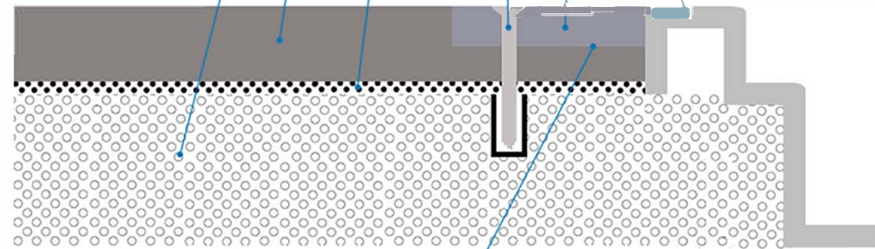
Eco-Grip Flooring

Concrete - Minimum
2500 p.s.i.

1 1/2" Phillips #10
Stainless Steel Screw
with lead anchor.

16 Gauge, Stainless
Steel flange.

Edge Commercial
Trench floor drain 1/4"
above the substrate



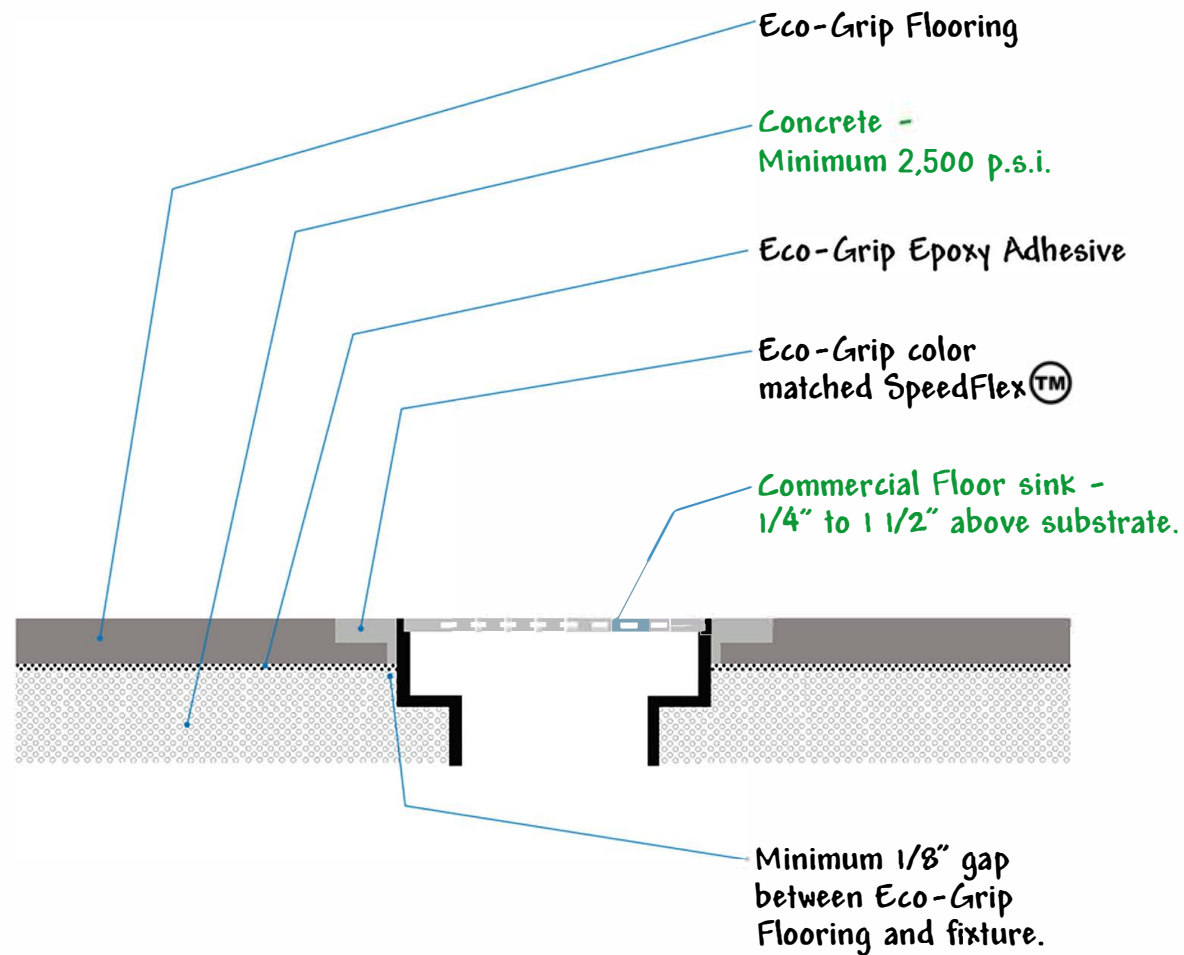
Eco-Grip Sealant used between
flange and Eco-Grip Flooring.

Route out the Eco-Grip flooring the depth of the
flange. Install the flange flush with the finished
Eco-Grip floor surface.

All materials provided by third
party are shown in **green type**.

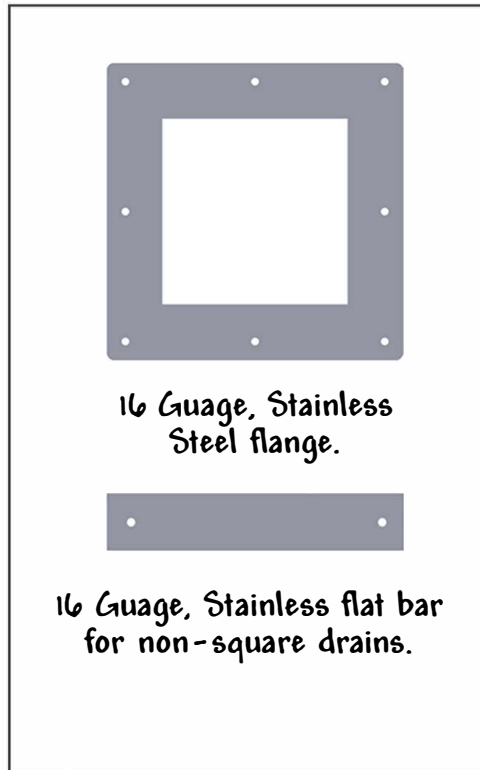
STAINLESS FLANGE TRENCH DRAIN DETAIL

Allied Industries International, Inc.			
DATE	REVISION	BY	DATE: 5-30-14
5-30-14	ALL NEW	MC	DRAWN BY: MC
12-17-16	REVISION 1	MC	SCALE: NONE
			FS-010



All materials provided by third
party are shown in **green type**.

STANDARD SPEEDFLEX FLANGE FLOOR SINK DETAIL			
Allied Industries International, Inc.			
DATE	REVISION	BY	DATE: 5-30-14
5-30-14	ALL NEW	MC	DRAWN BY: MC
9-20-14	REVISION 1	MC	SCALE: NONE
12-17-16	REVISION 2	MC	
			FS-011



16 Gauge, Stainless Steel flange.

1 1/2" Phillips #10 Stainless Steel Screw with lead anchor.

Concrete -Minimum 2,500 p.s.i.

Eco-Grip Sealant used between flange and Eco-Grip Flooring.

Commercial floor sink - 1/4" to 1 1/2" above substrate.

Eco-Grip Epoxy Adhesive

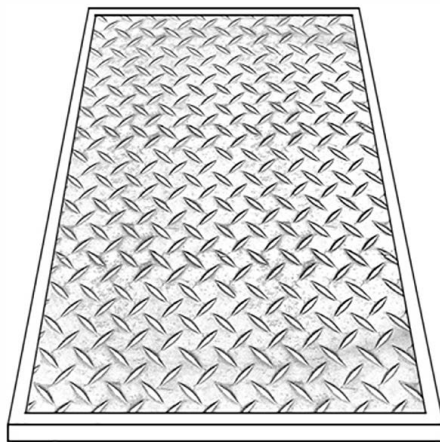
Eco-Grip Flooring



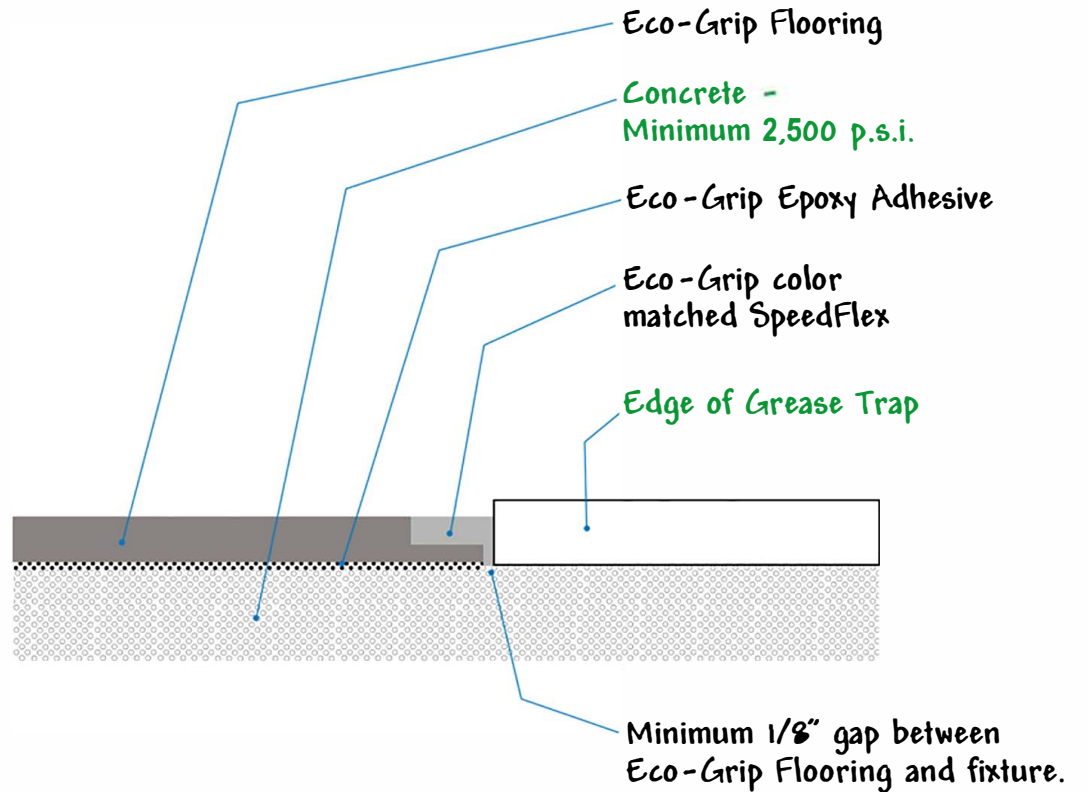
Route out the Eco-Grip flooring the depth of the flange. Install the flange flush with the finished Eco-Grip floor surface.

All materials provided by third party are shown in green type.

STAINLESS FLANGE FLOOR SINK DETAIL			
Allied Industries International, Inc.			
DATE	REVISION	BY	DATE: 5-30-14
5-30-14	ALL NEW	MC	DRAWN BY: MC
9-20-14	REVISION 1	MC	SCALE: NONE
12-17-16	REVISION 2	MC	
			FS-012

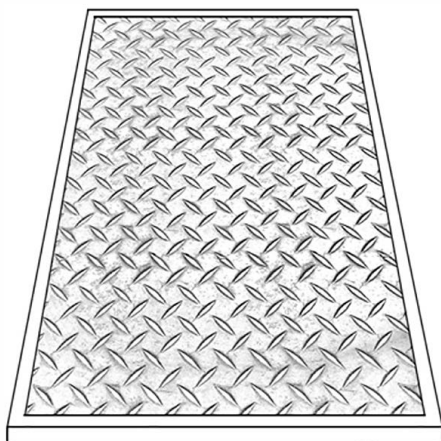


Grease Trap

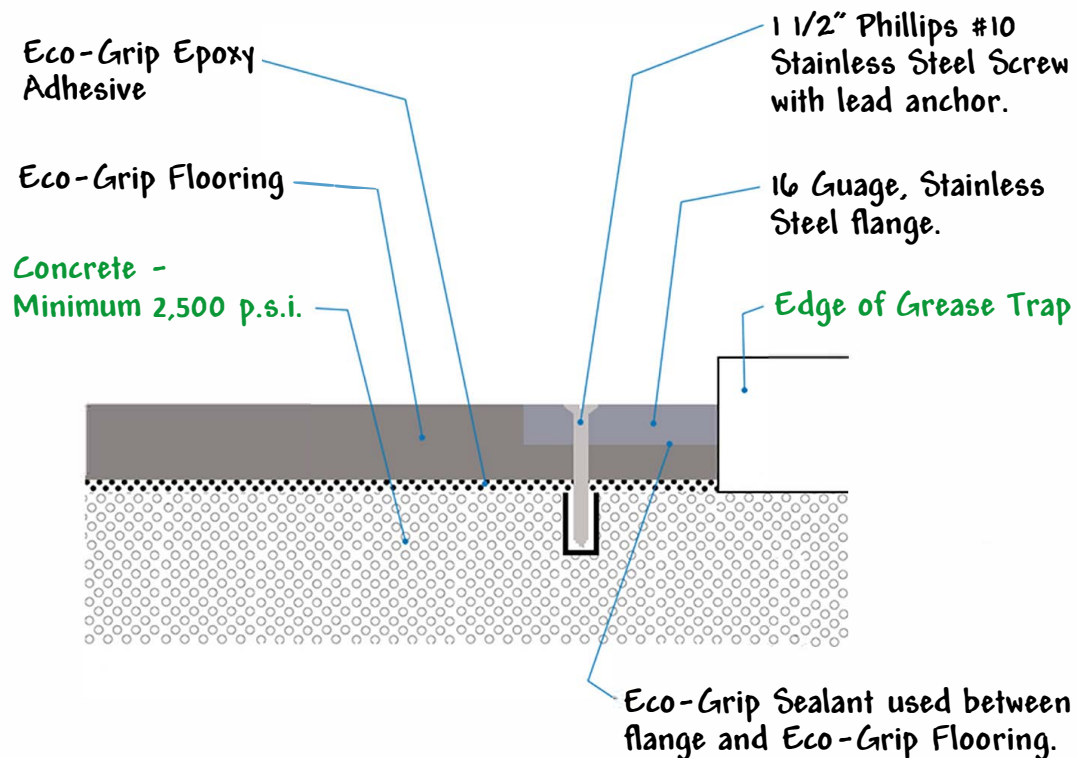


All materials provided by third
party are shown in **green type**.

SPEEDFLEX FLANGE GREASE TRAP DETAIL			
Allied Industries International, Inc.			
DATE	REVISION	BY	DATE: 5-30-14
5-30-14	ALL NEW	MC	DRAWN BY: MC
12-17-16	REVISION 1	MC	SCALE: NONE
			FS-013



Grease Trap



Route out the Eco-Grip flooring the depth of the flange. Install the flange flush with the finished Eco-Grip floor surface.

All materials provided by third party are shown in **green type**.

STAINLESS FLANGE GREASE TRAP DETAIL			
Allied Industries International, Inc.			
DATE	REVISION	BY	DATE: 5-30-14
5-30-14	ALL NEW	MC	DRAWN BY: MC
12-17-16	REVISION 1	MC	SCALE: NONE
			FS-014

16 Gauge, 2 1/4" wide Stainless Steel Transition Strip.

Eco-Grip Sealant

Approved Substrate

Finished Floor

Eco-Grip Epoxy Adhesive

Stainless Fastener

Eco-Grip Flooring



Transition from floor surface to floor surface.

Metal Threshold

Pan Flashing

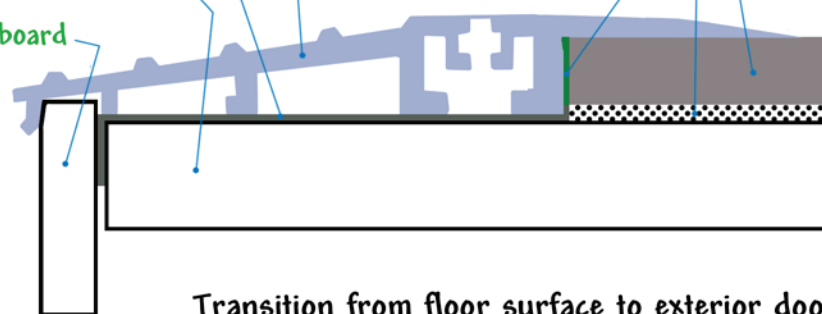
Approved Substrate

Kickboard

Eco-Grip Sealant

Eco-Grip Epoxy Adhesive

Eco-Grip Flooring



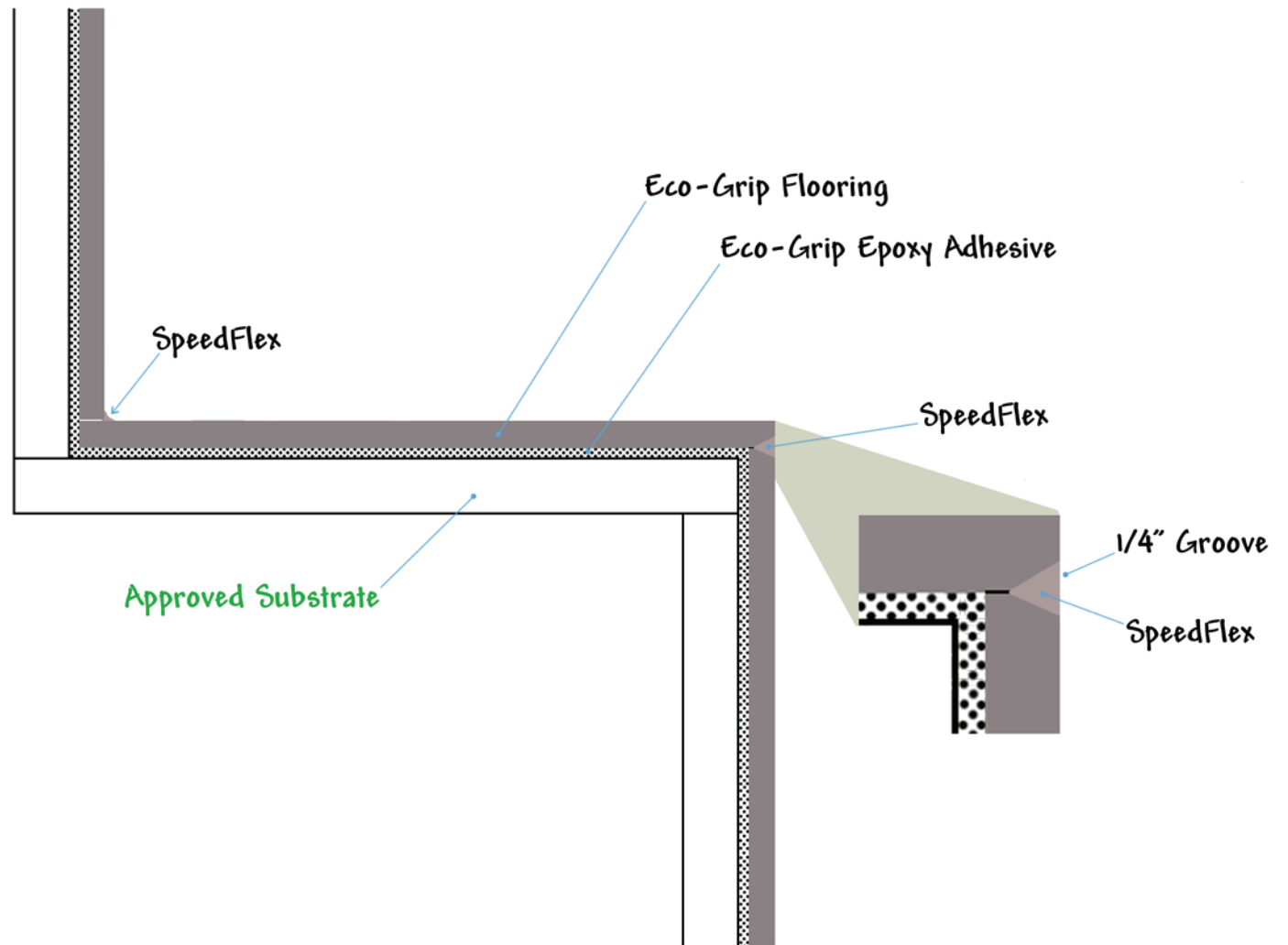
Transition from floor surface to exterior door.

All materials provided by third party are shown in **green type**.

TERMINATION POINT DETAIL

Allied Industries International, Inc.

DATE	REVISION	BY	DATE: 5-30-14
8-20-14	ALL NEW	MC	DRAWN BY: MC
12-17-16	REVISION 1	MC	SCALE: NONE
			FS-015



All materials provided by third party are shown in **green type**.

STAIR STEP DETAIL

Allied Industries International, Inc.

DATE	REVISION	BY	DATE: 5-30-14
3-11-17	ALL NEW	MC	DRAWN BY: MC
		MC	SCALE: NONE
			FS-017