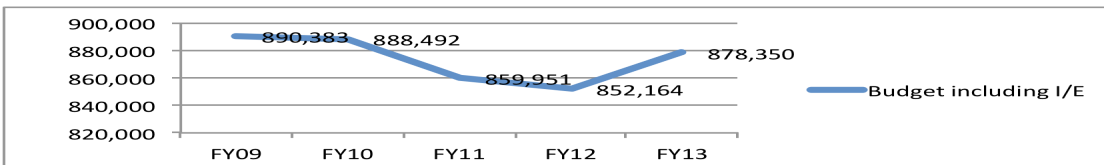
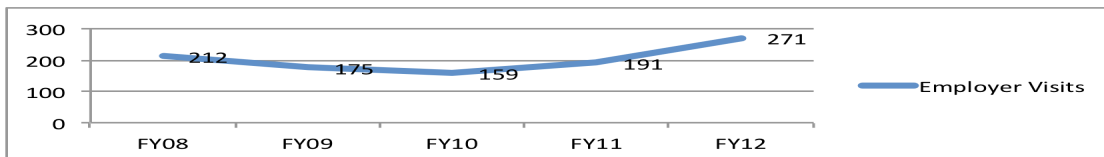
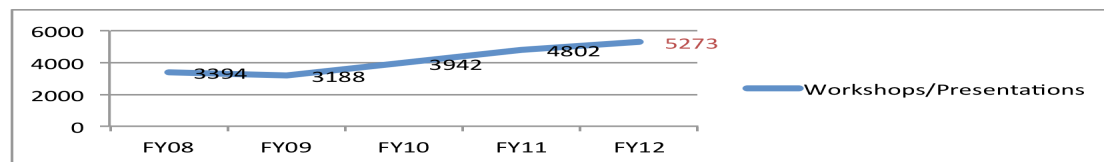
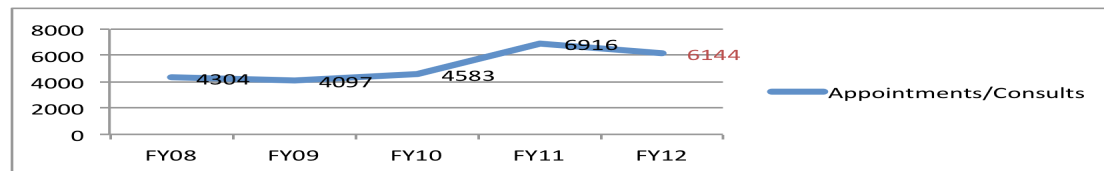
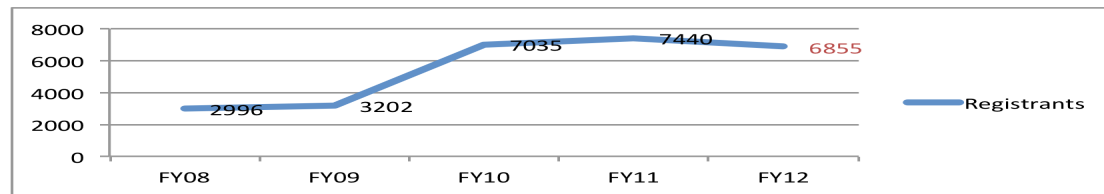


CAREER SERVICES

QUESTION: HAVE WE BEEN EFFECTIVE IN OUR EFFORTS TO REACH MORE STUDENTS AND EMPLOYERS DESPITE FEWER RESOURCES?

CAREER SERVICES PRODUCTIVITY AND RESOURCES



Assessment:

How did we gather the information? Used a five-year trend analysis on key performance indicators and overall budget.

Why did we choose to illustrate with graphs? Comparisons over time show trends, whereas single snapshots reveal only moments in time.

What were our findings? Regularly restructuring our strategies and systems allowed for increased student and employer traffic in spite of budget reductions. We appear to have plateaued in our ability to do more with less resources and without a serious negative impact on quality.

How will we use this information? To plan for the future and to build a case for increased resources. To gauge our productivity and to promote staff awareness and reflection.